

Year 1: At the Seaside

1. Key Vocabulary

English — raging, mesmerising, deep, immense, shimmering, wavy, colossal, miniscule, glistening, precious, rough, sparkling

Maths — array, divide, digit, rule, quarter, change, turn, increase, decrease, spend, hour, analogue clock.

Science— definition, habitat, pattern, diet, discover, recognise, variety, evergreen, deciduous, stalk, trunk, circumstances.

Humanities — era, period, invention, different, compare, decade, century, Victorian, sea, seaside, beach, harbour, pier, promenade, resort, tourist, coast / coastline, bay

RE — Islam, Muslim, Allah, Qur'an, crescent, symbol, Id Ul Fitr, Fasting, Halal, Prophet, Muhammad (pbuh), messenger.

Art — scene, press, twist, mold, shape, smooth, grainy, bumpy, even, uneven, wet, most.

DT — ingredient, meal, snack filling, taste, tasty, bland, crunchy, dry, chewy, appealing, colourful

Spanish — perro, gato, leon, tigre, conejo, elefante, ojos, cabeza, manos, piernas, pelo, pies.

Computing — tapes, healthy food, recording, chef, job, editing, pictogram, data, information, researching, gathering, interpreting



Music — percussion, wood/metal, find, body, vocal, passing, recognize, direction, turns, sound effects.

3. English

Sequencing stories (like The Storm Whale by Benji Davies and The Three Little Pigs) helps us to connect different parts of a story together.

Describing characters and introducing new ones helps us inhabit the world of a story. Researching and writing fact files based on our topic helps us to connect the stories we read to the wider world. Presenting information in an organised, structured way helps us to communicate clearly.

Exploring rhyming poetry (like The Snail and the Whale by Julia Donaldson) helps us to be creative with our writing. Reading together everyday as a class cultivates our love of reading. Practising our phonics everyday helps us with our reading and writing.



2. Curriculum Knowledge

- To identify and name a variety of common animals including fish, amphibians, reptiles, bird and mammals.
- To identify and name a variety of common animals that are carnivores, herbivores and omnivores.
- To describe and compare the structure of a variety of common animals.
- To identify and name a variety of common wild and garden plants, including deciduous and evergreen trees.
- To identify and describe the basic structure of a variety of common flowering plants, including trees.
- To observe how seasons change.
- To create and describe new characters.
- To retell familiar stories making changes.
- To create an information-based fact file.
- To know the value of numbers to 100.
- To count in 2s 5s and 10s
- To read o'clock and half past times on an analogue clock.
- To identify and understand the value of coins.
- To identify features of the seaside.
- To Compare seaside holidays now and in Victorian times.



	Enterprise	Communication	Well-Being	Possibilities	Environment
Drivers:	We will be looking at ways of marketing products and places to make them appealing.	We will learn how to organise information to create a fact file.	In PSHE we will look at different kinds of relationships, friendships and families.	We will explore the careers and lives of leading scientists. We will explore how maths can help us in	We will be looking at how to protect plants and sealife.

4. Maths

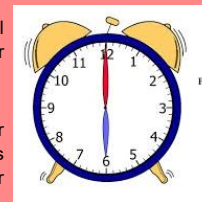
In Maths the children will be using grouping, sharing and making arrays to learn how to solve multiplication and division problems. Starting with mastery of the 2 and 5 and 10 times table and moving on to learning strategies that can be applied in different ways. Multiplication and division are inverse operations to each other and children will discover how this key relationship works.



Children will move on to finding half and quarters of both objects and amounts and their understanding of fractions will be reinforced by their understanding of multiplication and division.



Position and direction, place value and Money will all be revisited and reinforced throughout the Summer term and finally it will be ...time.



Learning how to read an analogue clock to the hour and half hour, telling the time, understanding durations and writing and comparing time will finish off the year with some good learning to take into the holidays.

5. Science

Ernest Everett Just was an African American biologist who studied marine life. Animals can be identified and classified into five categories: fish, amphibians, reptiles, bird and mammals. We can identify and sort a variety of animals based on their characteristics. Animals can also be grouped as carnivores, herbivores and omnivores.

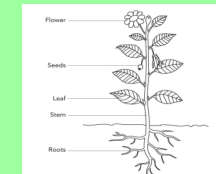


Animals can be compared by their different structures and body parts. Animals have different characteristics and have adapted in order to help them survive in different habitats.



Beatrix Potter is a biologist and conservationist. Common and garden plants can be identified and named through observing them.

Plants have a basic structure including root, stem, leaf, flower, bud and trunk and these have different purposes to help the plant survive. Trees can be grouped as deciduous and evergreen.



6. History/ Geography

History:

There are similarities and differences between ways of life in the Victorian era, the mid-twentieth century and current day in British seaside resorts.

Pictures, time lines drawing and descriptions can show how British seaside resorts have changed over time. The significance of people, events and places can be understood by asking questions.

Geography:

The children will explore geographical features, both human and physical, of the seaside. They will look at seaside environments and where they are located in the United Kingdom and at seaside resorts. They will use maps, aerial photographs and explore webcams. The children will look at the similarities and differences between seaside resorts and their own locality. They will also explore the seaside in the past and today, and how they have changed over time.



10. Spanish

Descubrimos los animales

Children will be learning about common pets and farm animals as well as some wild animals. They will be describing them using colours. They are going to use *me gusta* to say a preference. They will be describing the size.



Partes del cuerpo

Children will be learning the Spanish names for body parts. They will use this knowledge to play games such as head, shoulders, knees and toes. We will be introducing *tengo* for I have 2 eyes etc. We will also be describing using size and colour.




7. RE

Islam

We will be learning about the religion Islam. We will look at the Islamic Creation story and use this to help us understand that Muslims believe Allah created the world. We will learn that Muslims believe that Allah wants us to look after his creation.

We will learn more about the Prophet Muhammad (pbuh) and his teachings.

We will learn about the Five Pillars of Islam and their significance to the religion Islam.



8. PSHE

Relationships

We will develop an understanding of what 'relationship' means and be able to identify some of the relationships they have in their lives with their friends, family and teachers. We will discuss how to communicate positively in relationships, considering how they like to be spoken to and how they should speak to others. The topic of 'different families' will be introduced, with the children considering the individuals that make up their family and beginning to acknowledge the different kinds of family structures.



Change

The children can begin to identify what the word change means and understand the concept of change in a practical and personal context. The children will be able to identify some small and some big changes that have happened in their lives and discuss how change makes them feel. The children will be able to reflect on their time in year one, identify some achievements and things they hope to improve on in the next academic year. In addition, the children will be able to talk about their feelings on progressing to a new year group in September.

11. Computing

Digital Imagery (Digital Literacy):

'We are TV chefs' - We will film a short video clip of children making a healthy snack.



Collecting, Analysing, Evaluating and Presenting Data (Information Technology):

We will be looking at counting and presenting data on plants that are growing in the local area.



9. Art/ DT

In Art, we will be focusing on textiles and will be learning weaving skills. We will be using the work of Sheila Hicks as inspiration to create our very own Beach scene.



In DT, we will design purposeful, functional, appealing products for ourselves and other users based on design criteria. A selection of ingredients can be used according to their characteristics. Evaluating a range of existing products as well as our ideas and products against design criteria product so that is functional, purposeful and appealing.



12. Music

Exploring percussion and simple instruments

We will be learning how to play simple percussion instruments and explore using our bodies to make music.



Music and Games

We will play a variety of games that will link to music and apply taught musical skills to the games.

13. PE

Target games

We will be focusing on games that require children to practice aiming. We will be developing our teamwork through playing Netball.

Athletics

We will be getting ready for Sports Day by practicing athletic activities.

