

# Spanish at the BJS Federation

---

**Miss Monet and Miss Romero**

# Agenda

What the National Curriculum says.

What we do at the BJS Federation.

What we have been doing and what we will do next.

Helpful websites and resources.

# What the national curriculum says.

---

# Spanish Programme of study - Aims

---

- MFL is a statutory requirement for children in KS2.
- The national curriculum for languages aims to ensure that all pupils: understand and respond to spoken and written language from a variety of authentic sources.
- speak with increasing confidence, fluency and spontaneity, finding ways of communicating what they want to say, including through discussion and asking questions, and continually improving the accuracy of their pronunciation and intonation.
- can write at varying length, for different purposes and audiences, using the variety of grammatical structures that they have learnt.
- discover and develop an appreciation of a range of writing in the language studied.

# Spanish Programme of study - attainment

---

- Pupils should be taught to:
- listen attentively to spoken language and show understanding by joining in and responding.
- explore the patterns and sounds of language through songs and rhymes and link the spelling, sound and meaning of words.
- engage in conversations; ask and answer questions; express opinions and respond to those of others; seek clarification and help.
- speak in sentences, using familiar vocabulary, phrases and basic language structures.
- develop accurate pronunciation and intonation so that others understand when they are reading aloud or using familiar words and phrases.
- present ideas and information orally to a range of audiences.

# Spanish Programme of study – attainment cont.....

- read carefully and show understanding of words, phrases and simple writing
- appreciate stories, songs, poems and rhymes in the language
- broaden their vocabulary and develop their ability to understand new words that are introduced into familiar written material, including through using a dictionary
- write phrases from memory, and adapt these to create new sentences, to express ideas clearly
- describe people, places, things and actions orally and in writing
- understand basic grammar appropriate to the language being studied, including (where relevant): feminine, masculine and neuter forms and the conjugation of high-frequency verbs; key features and patterns of the language; how to apply these, for instance, to build sentences; and how these differ from or are similar to English

# What we do at The BJS Federation.

# Provide authenticity.

---

- Spanish is taught by a native Spanish speaker – Miss Romero.
- This allows for correct pronunciation.
- It also provides opportunities for sharing of culture.
- As well as highlighting differences in Spanish spoken in Spain and South America.
- Lessons are taught with expertise in Spanish.



# Providing opportunity for all

---

- We give children access to high quality Spanish spoken language.
- Children are taught Spanish from nursery – Year 6 providing them with the ‘possibility’ of developing language skills.
- Teaching is done in a variety of ways to engage a range of children, catering for different learning styles.
- The children are at different starting points, as Stockwell and Jessop started Spanish later. This has been catered for.
- There is a focus on repetition to ensure that the children are retaining information.

# Revising the colours.










¿Qué color es?  
What colour is it?



negro  
marrón/ café  
gris  
**blanco**  
**amarillo**  
anaranjado  
rojo  
**rosado**  
**morado**  
azul  
**verde**

# Revising fruits.

¡Nombra la fruta!  
Name the fruit!

 La fresa	 La pera	 La piña
 El plátano	 La naranja	 El melón
 La manzana	 El melocotón	 El limón

Using colours and fruits with a  
focus on masculine and feminine.

## El plátano amarillo

(plah-tah-no)



# How we currently teach.

---

- EYFS and KS1 have lessons lasting 15-20 mins with a focus on singing, talking and games.
- KS2 would have a 25 - 30 min lesson every week with singing, talking, games and writing.
- Our Spanish tutor works across all 3 schools and delivers the lessons in person.

# What else have we been doing?

---

## Providing context to learning.

- Spanish displays in the classrooms and around the school.
- Penpals with children in a Spanish school.
- Writing the date in Spanish in exercise books.
- A week of learning about the culture of Spanish speaking countries.
- Language Leaders (Years 5 and 6)
- Language of the Month - chn are encouraged to answer the register in a different language each month.

# What next?

---

- Continuation and development of the Language Leaders program.
- Continue our work developing links with school in Spain to give context to our language learning.
- To provide opportunities to develop written Spanish.
- To develop links with secondary schools and invite them in to do outreach work with Years 5 and 6.

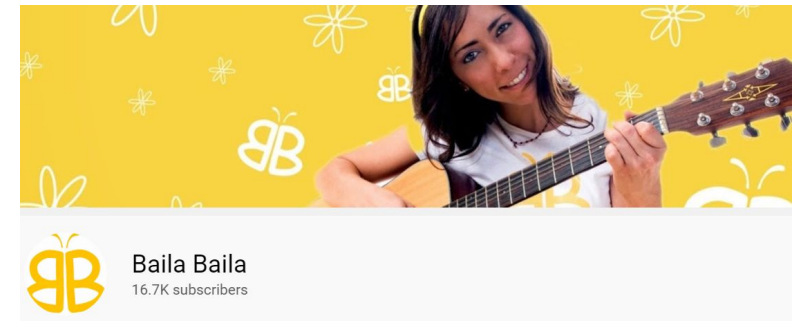

Websites - Please be  
mindful that the resources  
are mainly aimed at KS2.



# Supporting at home.

---

YouTube have got an abundance of songs to support with language learning. Here are some of our favourites.



# Supporting at home.

This website also has lots of activities. A majority of these are in line with the scheme of work we use. Unfortunately, the games and songs no longer work due to an issue with Adobe.

Home

## Spanish

languagesonline

- » 1. Greetings
- » 2. My name is...
- » 3. How are you?
- » 4. Colours
- » 5. My things
- » 6. Numbers 1 - 10
- » 7. Numbers 11 - 20
- » 8. How old are you?
- » 9. Family
- » 10. Talking about Family
- » 11. Ordinal numbers 1 -10
- » 12. School
- » 13. Where do you live?
- » 14. Countries and nationalities
- » 15. Pets

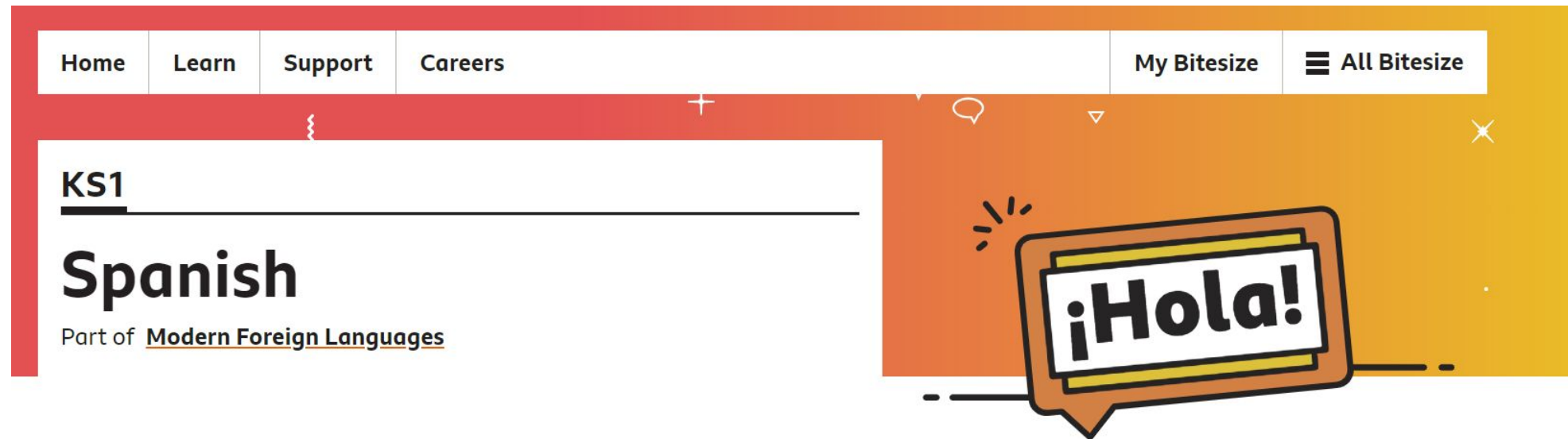


Contact: Languages Online Team (languages.online@edumail.vic.gov.au)  
Created on: Monday, September 19th, 2011 | Page last updated: Monday, April 2nd, 2012  
© State of Victoria (Department of Education and Early Childhood Development) 2007  
Disclaimer | Privacy



# Supporting at home.

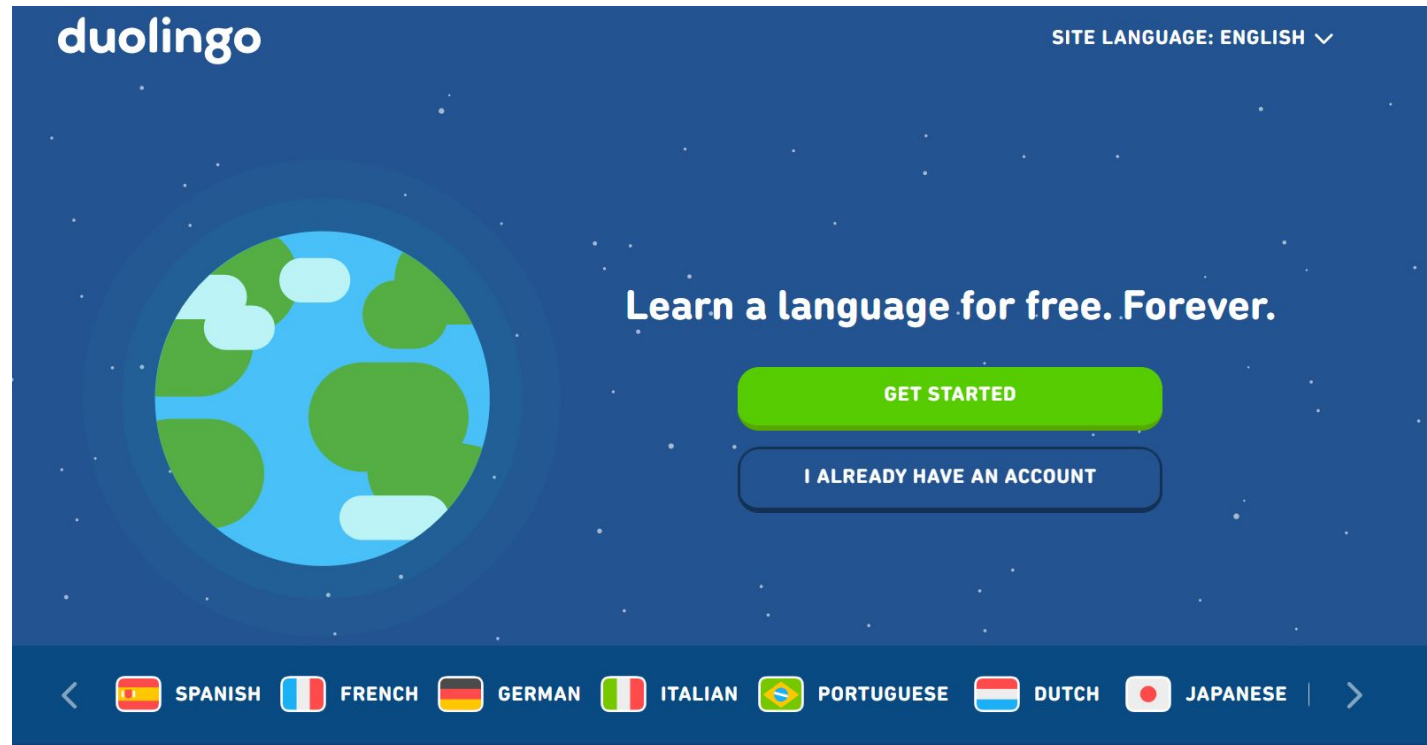
The BBC Bitesize website also has videos and games to support the learning of Spanish.



# Supporting at home.

---

Duolingo is a great tool for learning a language.



# Supporting at home.

RockAligua has some games but be aware that not all of them are free. These games allow the children to hear the words spoken.




Q | (0) \$0 | SIGN UP | LOGIN | MENU

## GAMES

Browse our selection of original interactive games below that are design to assist parents and teachers with kids learning Spanish. These Spanish games for kids act as fun ways to learn about colors, parts of the body, numbers, days of the week, feelings, and much more "en Español!"

Our games currently work on computers and tablets. There is no need for the Flash plugin anymore, but we recommend using the latest version of your browser when playing our games.



# Thank you for your time.

If there are any questions, please email the school office for my attention, and I will get back to you ASAP. This presentation will be made available on the school website.