



The Parents' Guide to Google Classroom

PC Access

What is Google Classroom?

Think of Google Classroom (GC) as your child's digital link to learning.

Teachers use GC to share assignments, homework, newsletters, and much more with students AND parents!

Getting Started



Your child has been provided with a secure login and password that is unique to them.

username: abc@jessop.lambeth.sch.uk


Password: happy123

Getting Started



1 Click on the Google
Chrome browser
icon.

Getting Started



2 Type www.google.com
into your web
address bar.

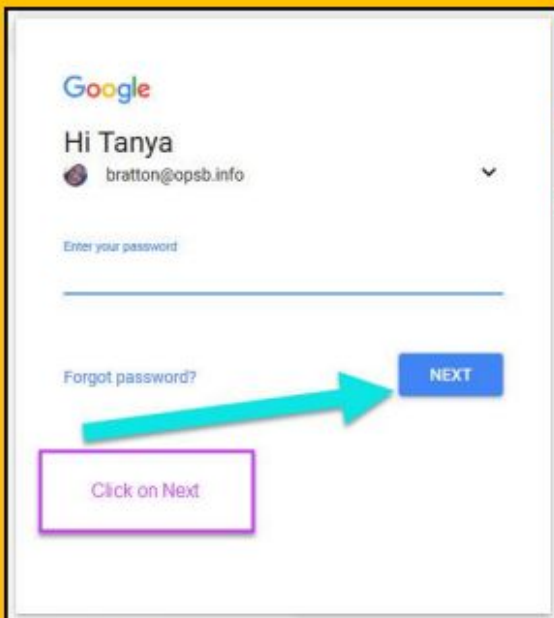
Getting Started



3

Click on **SIGN IN** in the upper right hand corner of the browser window.

Getting Started

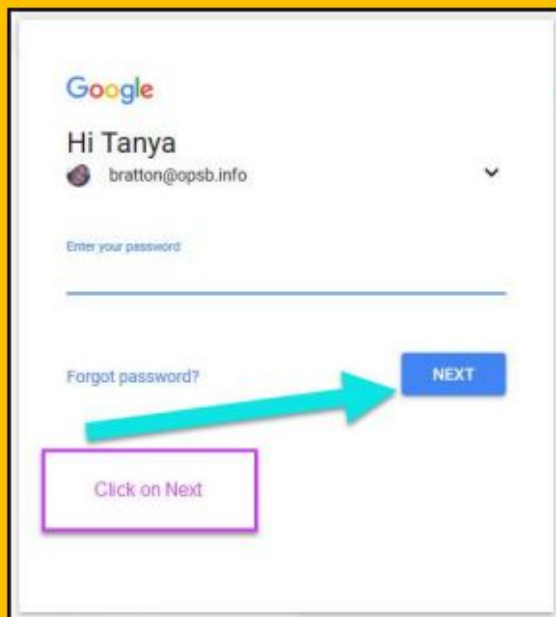


A screenshot of the Google account creation interface. At the top is the Google logo. Below it, the text 'Hi Tanya' is displayed next to a small profile icon and the email address 'bratton@opsb.info'. A dropdown arrow is to the right of the email. Below this is a password entry field with the placeholder text 'Enter your password'. Under the password field is a link that says 'Forgot password?'. To the right of the password field is a blue button labeled 'NEXT'. A large cyan arrow points from a purple-bordered box containing the text 'Click on Next' to the 'NEXT' button.

4

Type in your child's
Google Email address
& click "next."

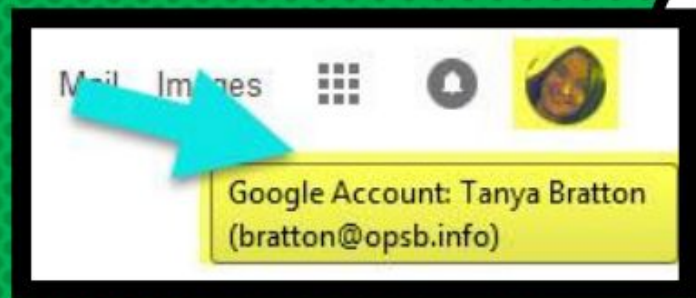
Getting Started



A screenshot of a Google account login interface. At the top is the Google logo. Below it, the text "Hi Tanya" is displayed next to a profile picture icon and the email address "bratton@opsb.info". A small downward arrow is to the right of the email. Below this is a text input field with the placeholder "Enter your password". Underneath the field is a link that says "Forgot password?". To the right of the link is a blue button labeled "NEXT". A large cyan arrow points from a purple-bordered box containing the text "Click on Next" to the "NEXT" button.

5

Type in your
PASSWORD
& click "next."

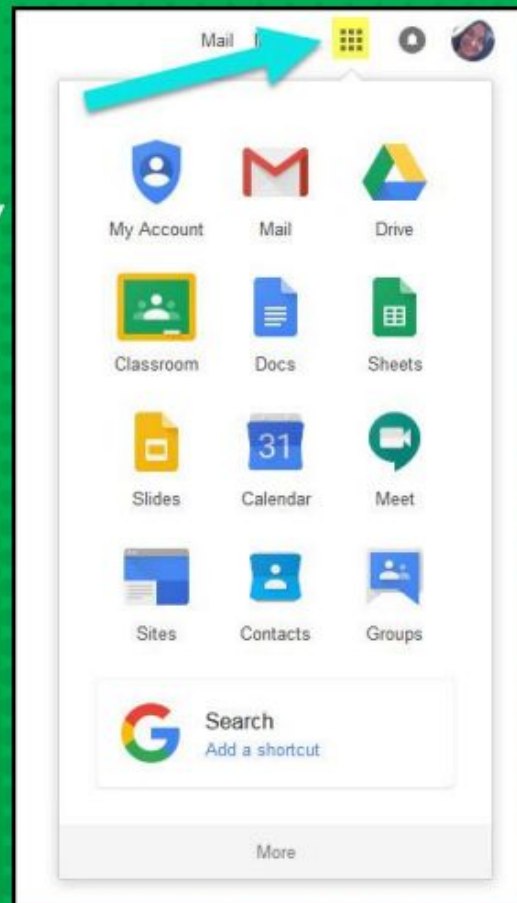


NOW YOU'LL SEE

that you are signed in to
your Google Apps for
Education account!

GOOGLE SUITE

Click on the 9 squares
(Waffle/Rubik's Cube) icon in the
top right hand corner to see
the Google Suite of Products!



GOOGLE ICONS TO RECOGNIZE:



CHROME



DOCS



DRIVE



SLIDES



SHEETS



FORMS



CALENDAR



GMAIL



PHOTOS



MAPS



KEEP



CLASSROOM



MEET



HANGOUTS



SITES



CONTACTS



CLOUD



CLOUD SEARCH



YOUTUBE



NEWS



VAULT



MY ACCOUNT

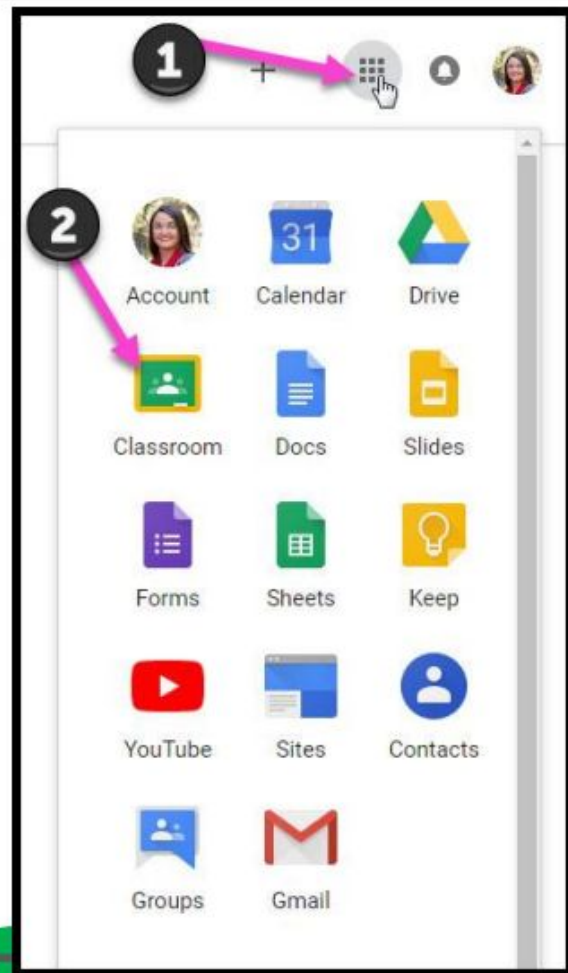


GROUPS

Navigating Classroom

1

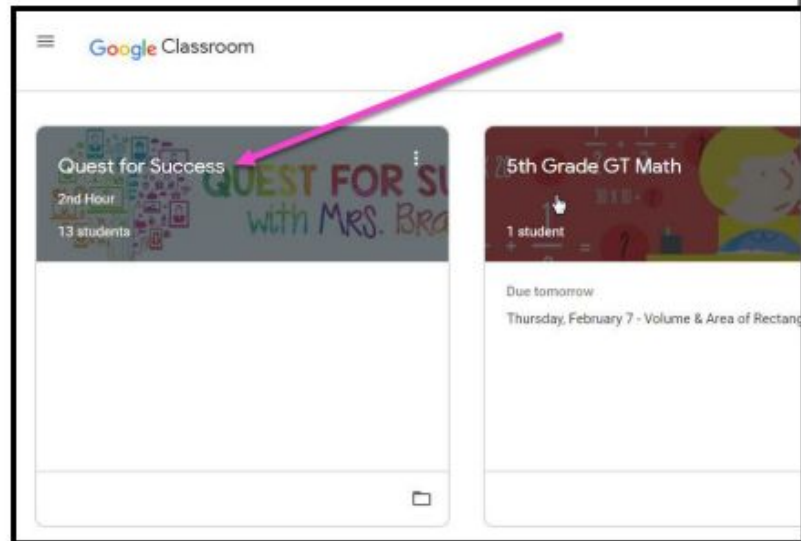
Click on the waffle button and then the Google Classroom icon.



Navigating Classroom

2

Click on the class you wish to view.



Navigating Classroom



= High Interest for Parents

3

Page tools
(Left side)

The screenshot shows the Classroom app interface. At the top, there's a navigation bar with icons for '3rd hour Science' (1), 'Stream' (3), 'Classwork' (4), 'People' (5), a grid icon (6), and a profile icon (7). Below the navigation bar is a header for the '3rd hour Science' class with an illustration of tools. The main content area includes an 'Upcoming' section (8) with a post about a science project and a 'View all' link. Below that is a section for class updates and assignments (9). At the bottom, there's a list of page tools (left side) and a list of features (right side).

Page Tools (Left Side)	Features
1 Menu of Classes	6 Waffle Button (App Directory)
2 Current Class	7 Your account
3 Announcements Page	8 Upcoming Assignments
4 Assignments	9 Updates from your teacher
5 Teacher(s) & Classmates	

Navigating Classroom

4

Assignment details

The screenshot displays the Classroom interface with the following elements and callouts:

- 1** Classwork Tab
- 2** See your Grades
- 3** See Due Dates
- 4** View your files
- 5** Topics available
- 6** Topic Headings
- 7** Assignment Title
- 8** Assignment Due Date
- 9** Assignment Status
- 10** Attached files/links
- 11** Click to view assignment

The interface shows the 'Classwork' tab selected, displaying 'Benchmark Tests' and 'Daily Lesson Files'. The 'Daily Lesson Files' section shows a post for 'For the Week of September 2 - 8' with a due date of 'Due Today'. The post includes a list of days and topics, and four attached PDF files: 'Day 1 - Multistep Equatio...', 'Day 2 - Variables on Both...', 'Day 3 - Infinite & No Solu...', and 'Day 4 - Algebraic Proportio...'.

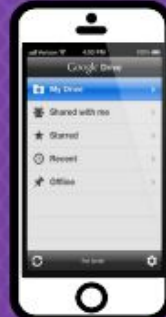
ACCESS

Please see
Mobile Device Access PDF
or video to find out how.

ANYWHERE



ANDROID



IPHONE



TABLET



DESKTOP