



The Parents' Guide to Google Classroom

**Mobile Devices
Access**

What is Google Classroom?

Think of Google Classroom (GC)
as your child's digital link to learning.

Teachers use GC to share assignments,
homework, newsletters, and much more
with students AND parents!

Getting Started



Your child has been provided with a secure login and password that is unique to them.

username: abc@jessop.lambeth.sch.uk

Password: happy123

Getting Started

1


Download the Google Classroom app and follow the login instructions sign in using your child's login details



Getting Started

2

Select the class and enter by clicking on the icon.



Navigating Classroom

3

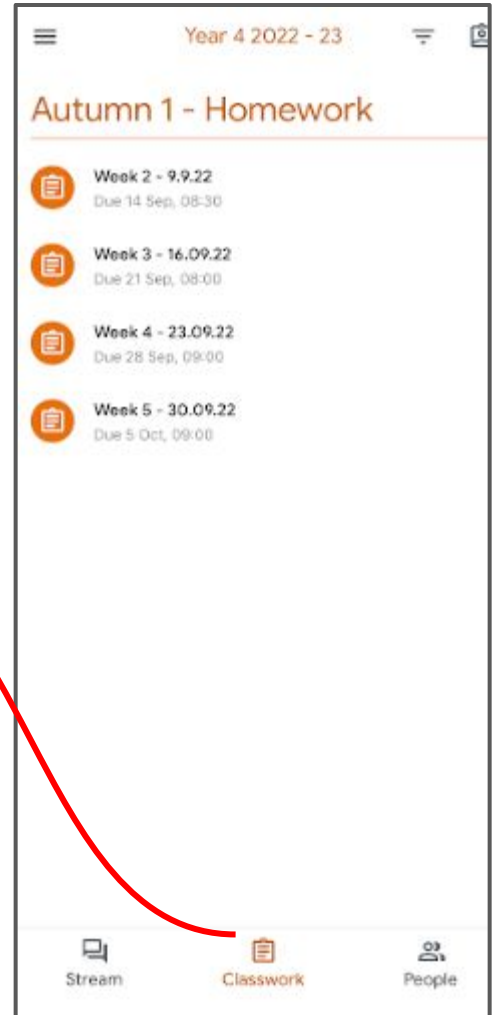
This will take you into the class room and straight onto the stream where you will see any latest announcements including homework

The screenshot shows the Classroom app interface. At the top, there is a header with a tiger and a lion, labeled "Year 4 2022 - 23". Below this, there are three announcement cards. The first card says "Dear Parents/Carers, Please read our Letter for Support. Thank you + 1 attachment 0 class comments". The second card says "Next week, we will be doing our first Science experiment! If you have any of the following, please may you bring them in for us!... 0 class comments". The third card says "New assignment: Week 5 - 30.09.22 Posted 30 Sep. 0 class comments". At the bottom, there is a navigation bar with three icons: "Stream" (selected), "Classwork", and "People". A red line points from the text box on the left to the "Stream" icon in the navigation bar.

Navigating Classroom

4


You can access the latest homework by clicking on the classwork tab at the bottom of the screen.



Navigating Classroom

5

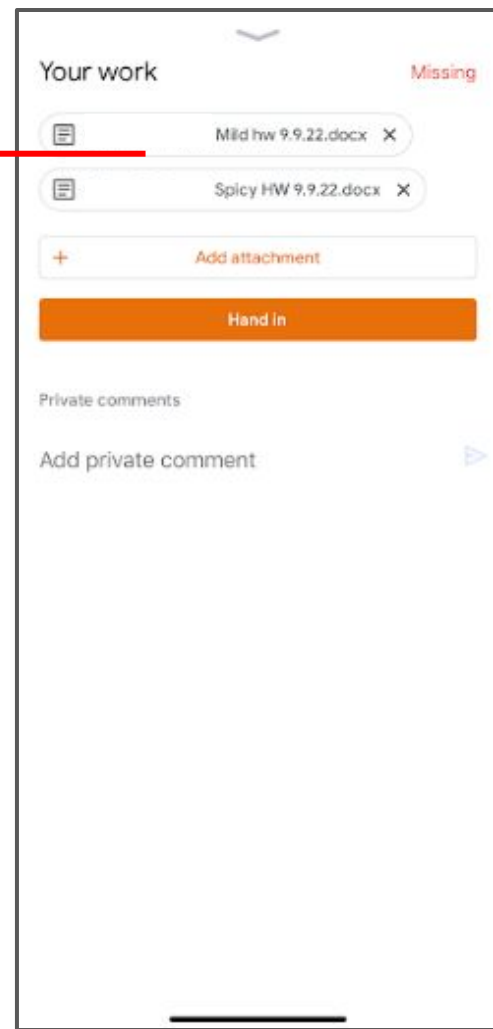
Swipe up at the bottom of the screen to reveal that weeks work.



Navigating Classroom

6

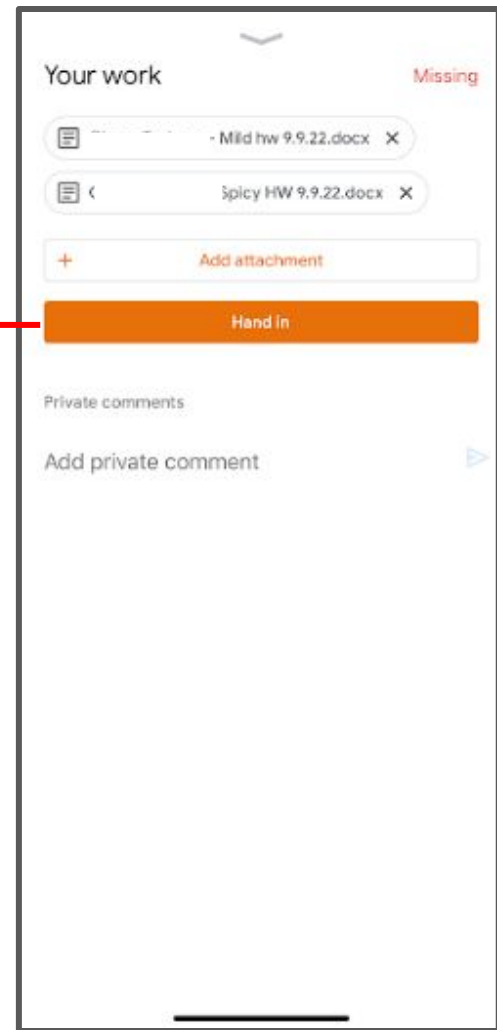
Click on the homework tab to select the homework and print it or complete it.




Navigating Classroom



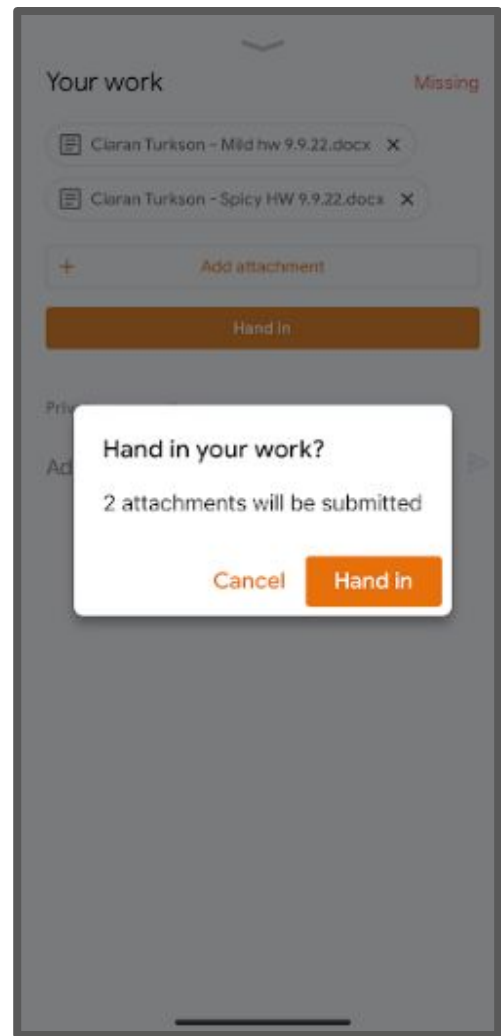
Once completed you can hand in the homework by clicking on the tab or first uploading by adding an attachment from your device. You can also add a comment for your child's teacher



Navigating Classroom



**Once completed
you can hand in the
homework by
clicking on the tab**



GOOGLE ICONS TO RECOGNIZE:



CHROME



DOCS



DRIVE



SLIDES



SHEETS



FORMS



CALENDAR



GMAIL



PHOTOS



MAPS



KEEP



CLASSROOM



MEET



HANGOUTS



SITES



CONTACTS



CLOUD



CLOUD SEARCH



YOUTUBE



NEWS



VAULT




MY ACCOUNT



GROUPS

Any Questions?



Contact

classroommanager@jessop.lambeth.sch.uk